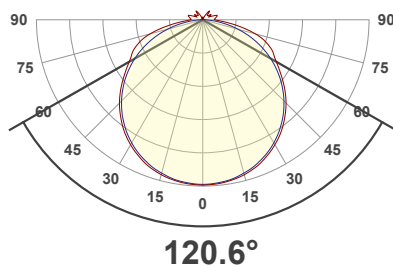


# OPTIQUE LAB Results

## Zonal Lumen Summary

Zone	Lumens	% Fixture
0° – 15°	18.3 lm	
0° - 30°	68.6 lm	
0° - 45°	137 lm	
0° - 60°	206 lm	
0° - 75°	259 lm	
0° - 90°	281 lm	

Total Lumen Output: 301

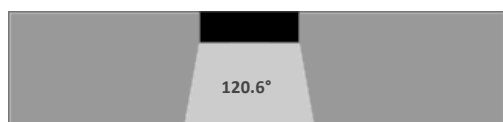


## Beam Angle

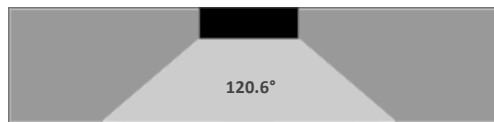
<60°

>60°

BEAM ANGLE



BEAM ANGLE

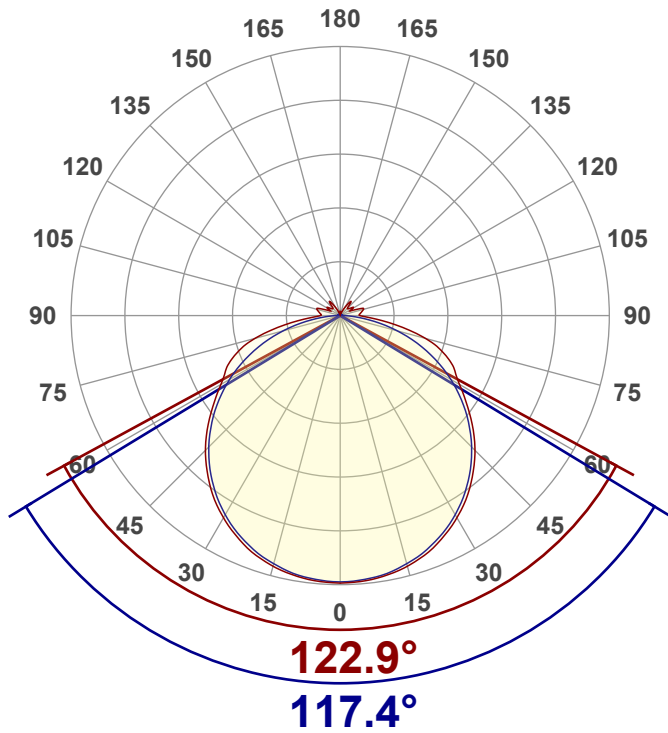


## FootCandles

Distance	Foot Candles
1'	87 fcd
1.5'	39 fcd
2'	22 fcd
2.5'	14 fcd
3'	10 fcd
4'	5 fcd
5'	3 fcd
6'	2 fcd
9'	1 fcd
12'	1 fcd

# OPTIQUE LAB Results

## Angular Distribution 0 – 90°



## Color Vector Graphic

		Graphic shifts (%)	
Hue Bin	R <sub>r</sub>	Chroma	Hue
1	97	0%	0%
2	97	0%	-1%
3	96	0%	0%
4	96	-3%	-2%
5	96	-1%	2%
6	95	2%	3%
7	96	1%	1%
8	96	2%	0%
9	97	1%	1%
10	96	1%	2%
11	94	2%	3%
12	94	4%	-1%
13	94	2%	-4%
14	93	3%	-4%
15	95	0%	0%
16	91	1%	-7%

